

Saltford Primary School

Welcome to Reception 2023



We aim to provide you and your child with a positive start to life at school. We will deliver a broad and balanced curriculum which prepares our children for the joy of life long learning.

EYFS Information Presentation

- **Introductions**
- **Transition from Pre-School**
- **EYFS Curriculum**
- **Preparing your child for school**
- **The School Day**
- **Key Information and Events**





Teaching Staff

Mrs Sage – Head teacher

Mrs Spincer – Deputy Head

Foundation Stage Team

Miss Davis – Early Years Leader and Class Teacher Bumblebees

Miss Hansford – Class Teacher

Mrs Morgan- Teacher across the phase

Mrs Browne – HLTA

Mrs Knight – HLTA

Mrs Sewell- Teaching Assistant

Ms Pyle 1:1 Teaching Assistant

JB & CK Paediatric First Aiders

Chair of Governors

Paul Cummings



Futura Learning Partnership



Behaving with integrity and worthy of trust; respecting yourself, others and the environment



Providing experiences for growth and development, opening doors for future success



Working together, towards shared goals and success; being strong together



Encourage ambition; providing the inspiration, challenge and support to achieve success in all its forms

Pupils benefit from being part of the Futura Learning Partnership family of schools (currently 28 since the merger with CLT), where teachers and leaders work together across schools to provide the best possible education and enrichment

Pupils enjoy access to the trust's fantastic facilities at its other schools, for example science experience days at IKB Academy and sports events at the Wellsway Sport Centre



School Vision and Core Values

- At Saltford C of E Primary School we believe anything is possible. We know that children have the right to be provided with a creative, innovative and exciting education that will inspire them to become lifelong learners who are enthusiastic and proud of everything they do. We want every child to excel in all aspects of their learning within an immersive, imaginative, expressive and inclusive environment. We want children to become confident discoverers, explorers and creators who live our Christian values. We keep children as the focus of everything we do.

- **“Caring for our Community”**

Our core values		
Respect We are respectful by treating others how we wish to be treated. We respect each other's right to learn and do our best.	Honesty We tell the truth and make the right choices. People trust what we say because of our actions.	Kindness We value kindness. We show we care for each other using kindness and good manners. We show that we care by helping people.



Autumn/Winter

mandsyouruniform.com

- Sweatshirt or Cardigan (red) It is our preference that these bear the school logo
- Polo shirt (red or white) Logo shirts are available to purchase or plain shirts are also acceptable. OR plain shirt or blouse (white)
- Grey zip up pinafore style dress (no shorter than knee length), skirt, shorts or trousers (grey and tailored fit only)
- Tights (grey, white, black or red)
- Plain socks (white, black or grey)
- Shoes (black) – shoes should be functional and comfortable, EYFS children should wear shoes with Velcro.
- Wellies (these can be left at school)



It is helpful for younger children to have uniform with elasticated waists.



Spring/Summer

mandsyourchooluniform.com

- Sweatshirt or Cardigan (red) It is our preference that these bear the school logo
- Polo shirt (red or white) Logo shirts are available to purchase or plain shirts are also acceptable. OR plain shirt or blouse (white)
- Grey zip up pinafore style dress (no shorter than knee length), skirt, shorts or trousers (grey and tailored fit only)
- Tights (grey, white, black or red)
- Summer Gingham Dress or playsuit (red check)
- Plain socks (white, black or grey)
- Shoes (black) – shoes should be functional and comfortable, EYFS children should wear shoes with Velcro.
- Wellies (these can be left at school)



It is helpful for younger children to have uniform with elasticated waists.



What else to bring?

Every Day:

- **Drink Bottle – Water only**
- **A healthy snack – no sweets or chocolate (NO NUTS OR SEEDS)**
- **Water bottle – a sports lid is ideal to prevent spillages. We have filtered water units throughout the school for children to refill from.**
- **Reading Bag (Provided by school- you will receive these in October)**
- **Wellington Boots– these can be kept in school**

Seasonal:

- **Warm and Waterproof Coats – Please practice zips and buttons**
- **Sunhats / Warm hats / Gloves PLEASE NAME THEM!**
- **Sun cream – roller or stick applicators please**



Please can all items be named so they can be returned if misplaced. The lost property box can be found outside the hall doors in the EYFS/KS1 corridor, opposite the Rainbow Room.



Uniform extras – PE Kit

- Red T-Shirt -
<http://www.harvemschoolwear.co.uk>
OR plain red round neck T Shirt
- Red Hoodie -
<http://www.harvemschoolwear.co.uk>
OR Black plain track suit top (with or without a hood)
- Black PE Shorts (no football shorts)
- Black PE Trousers (for winter)
- Trainers
- No large PE bags as these need to fit on cloakroom pegs. Please see example for the best style of bag.





Uniform extras – Swimming Kit

Swimming will be from Term 5

- One-piece swimming costume or trunks – no bikinis
- Towel
- Named swimming hat
- Named waterproof bag





mandsyourschooluniform.com

**PLEASE
NAME
EVERYTHING!!!**

We all like a bargain.... Keep an eye out for our PTA Uniform sales (on Parent Calendar) that are regularly held in school. We have this tonight in Bumblebees and at the Summer Fair. This is an opportunity to buy pre owned items at bargain prices.



The School Day

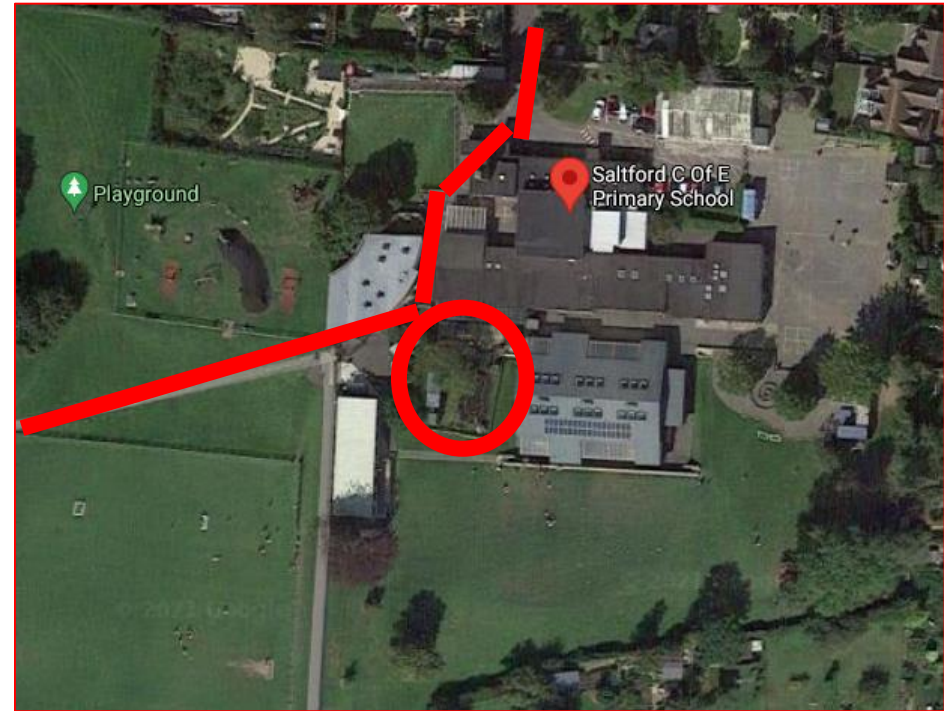


The School Day 8.40 - 3.15pm

Registers are taken promptly- 8.50- 9.00
classed as 'Late' After 9.00 is an
'Unauthorised absence'.

Drop off- please meet us by the gates
nearest the classroom outside the EY
Garden.

For drop off for afternoon sessions, please
access the site through the Claverton
Road entrance. At all other times you
can use your preferred entrance.





The School Day



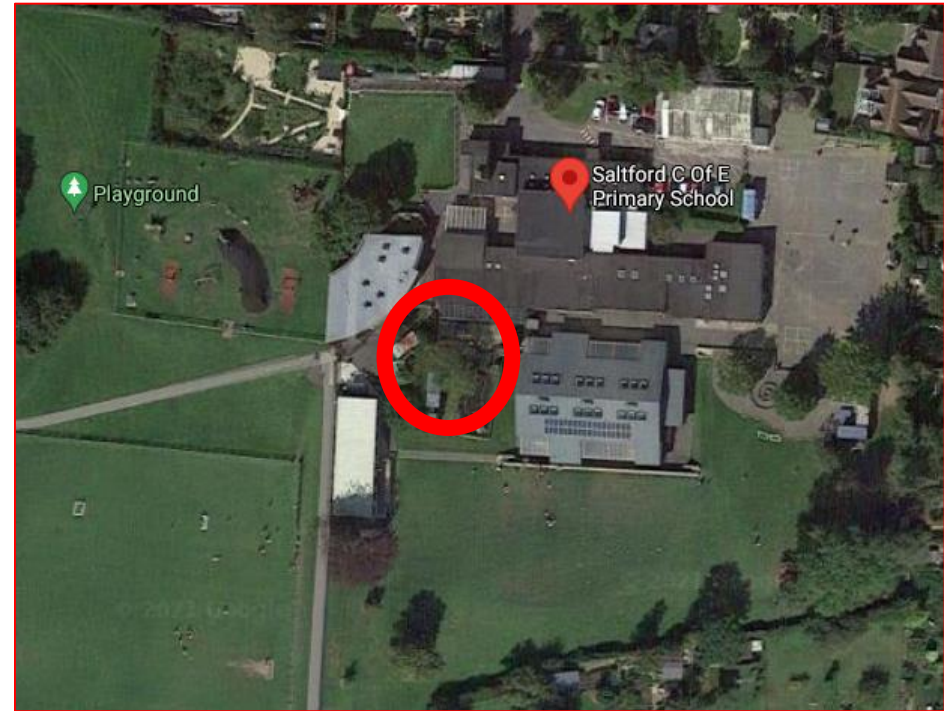
The School Day 8.40 - 3.15pm

Pick up- Please meet us in our EYFS garden outside your child's classroom.

Please ensure you are stood outside your child's classroom.

Pick up arrangements. It would really help us if you could let us know any changes to pick up arrangements no later than drop off of that day.

We encourage children to walk, cycle or scoot to school, and provide cycle shelters and scooter pods for those who choose to do so. If you do need to travel by car, please be considerate of our neighbours when parking at drop off and pick up times. The Crown (Bath Road) offer 'Park and Stride'





Daily Routine

- Register
- Learning time
- Phonics
- Play 10.30-10.45am
- Milk*/Drink/ Snack*/ Story time
- Learning Time
- Lunch 12 Midday – 1.00pm
- Learning time
- Story and School Fruit Snack
- Assembly – In classrooms or the hall
- Home time 3.15pm





Free School Meals



- All Infant aged children are entitled to a free school lunch.
- Reception children will start off eating their lunch in the classroom.
- They will be served lunch from Monday 11th September 2023
- Please keep us updated with any allergies by including this on your information form so we can inform the appropriate staff.
- Pupil Premium Information



School Dinners or Packed Lunch?

- Discuss menu with your child before and help them choose.
- The children can put their face on the correct choice every morning.
- Our menu is always published on the school website





The Golden Rules

Do be gentle

Do be kind and helpful

Do work hard

Do look after property

Do listen to people

Do be honest

Do not hurt anybody

Do not hurt people's feelings

**Do not waste your or other
people's time**

Do not waste or damage things


Do not interrupt

Do not cover up the truth






Transition from Pre-School to Reception



- ✓ Visits and Discussions with current Key Workers
- ✓ Talking with you and questionnaires etc.
- ✓ Moving On documents
- ✓ All About Me-Tapestry








Starting School



- ✓ Children will start with split sessions (mornings or afternoons) from Tuesday 5th September.
- ✓ All children will attend for mornings and lunch w/b 11/9/23
- ✓ All children will attend full time from Monday 18th September.
- ✓ All of this information is in your class placement letter.
- ✓ Being 'school ready' and ensuring school is 'your child ready'



Some Suggested Books to Share



We love books- here are some of our favourite ones you may like to share with your child to get them prepared for Starting School.





The Early Years Curriculum

- Birth to Five Matters Document
- Seven interconnected areas of learning and development
- ~ Prime Areas
- ~ Specific Areas





Characteristics of Effective Learning

Playing and Exploring



- Finding out and exploring
- Playing with what they know
- Being willing to 'have a go'

Active Learning

- Being involved and concentrating
- Keeping on trying
- Enjoying achieving and what they set out to do



Creating and thinking critically



- Having their own ideas
- Making links
- Choosing ways to do things



Area of Learning and Development	Aspect
Prime Areas	
Personal, Social and Emotional Development	Self Regulation Managing Self Building Relationships
Physical Development	Gross Motor Skills Fine Motor Skills
Communication and Language	Listening, attention and understanding Speaking
Specific Areas	
Literacy	Reading- Comprehension Reading- Word Reading Writing
Mathematics	Number Numerical Patterns
Understanding the World	Past and Present People, Culture and Communities The Natural World
Expressive Arts and Design	Creating with Materials Being imaginative and expressive



PRIME AREAS

Personal, Social and Emotional Development



Communication and Language



Physical Development





SPECIFIC AREAS

Literacy



Mathematics



Understanding the World



Expressive Arts and Design





Learning Through Play

All areas of development are implemented through planned and purposeful play.

These opportunities for learning can be child-initiated tasks or led by an adult.

Children need to **PLAY** to
BE ADAPTABLE
CONSTRUCT KNOWLEDGE
PROBLEM LEARN CREATE
SOLVE PROCESS EMOTIONS
INTERNALISE EXPERIENCES
DISCOVER CHALLENGE
BE HEALTHY THEMSELVES
LAUGH & HAVE FUN
LEARN TO WORK IMAGINE
TOGETHER LEARN TO LEAD
EXPRESS EXPLORE SPEAK
IDEAS DEVELOP READ
MANAGE AN INQUIRING MIND WRITE
STRESS MIND WRITE
Because **PLAY** matters.





Assessment and Progress

We build a picture of your child's progress by;

- ✓ **Daily observations to understand their level of achievement, interests and learning by using the online journal Tapestry. We ask you to participate in your child's learning by commenting on tasks and events in their lives**
- ✓ **Recording what the child says and does, taking photos and analysing a combination of this information.**
- ✓ **Early in the first term we undertake the RBA and use this, alongside our observations to form a Baseline Assessment and set next steps from this information**
- ✓ **Parents' Evenings and Access Afternoons.**



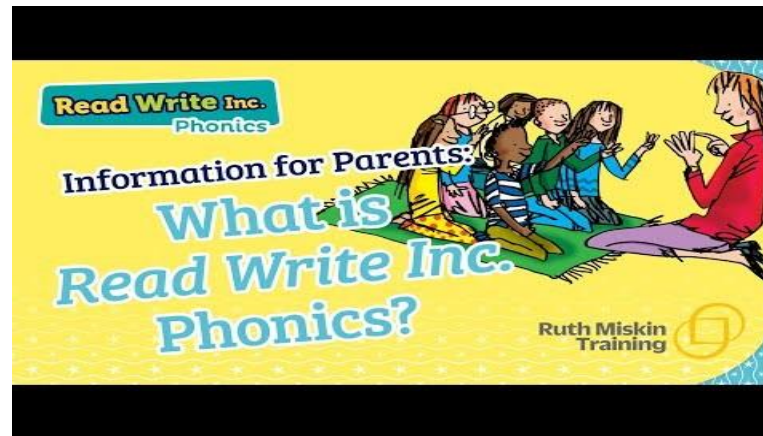


The Early Learning Goals

All Prime and Specific Areas have age and stage related targets and which end with an Early Learning Goal

This is the expected level of progress children may have attained by the end of their entire EYFS experience.

Reading- Read Write Inc Phonics



Find out more at <https://www.saltfordschool.org.uk/read-write-inc-phonics>



Handwriting

Bounce: a-a-a-apple
Handwrite: Round the apple, down the leaf

Bounce: b-b-b-boot
Handwrite: Down the laces to the heel, round the toe

Bounce: c-c-c-caterpillar
Handwrite: Curl around the caterpillar

Bounce: d-d-d-dinosaur
Handwrite: Round his bottom, up his tall neck, down to his feet

Bounce: e-e-e-egg
Handwrite: Lift off the top and scoop out the egg

Stretch: ffff-flower
Handwrite: Down the stem and draw the leaves

Bounce: g-g-g-girl
Handwrite: Round her face, down her hair and give her a curl

Bounce: h-h-h-horse
Handwrite: Down the head to the hooves and over his back

Bounce: i-i-i-insect
Handwrite: Down the body, dot for the head

Bounce: j-j-j-jack-in-a-box
Handwrite: down his body curl and dot

Bounce: k-k-k-kangaroo
Handwrite: Down the kangaroo's body, tail and leg

Stretch: lllll-lighthouse
Handwrite: Down the long leg

Stretch: mmm-mountain
Handwrite: Maise, mountain, mountain

Stretch: nnn-net
Handwrite: Down Nobby, over his net

Bounce: o-o-o-orange
Handwrite: All around the orange

Bounce: p-p-p-pirate
Handwrite: Down the plait and over the pirate's face

Bounce: q-q-q-queen
Handwrite: Round her head, up past her earrings and down her hair

Stretch: rrr-robot
Handwrite: Down his back, then curl over his arm

Stretch: sss-snake
Handwrite: Slither down the snake

Bounce: t-t-t-tower
Handwrite: Down the tower, across the tower

Bounce: u-u-u-umbrella
Handwrite: Down and under, up to the top and draw the puddle

Stretch: vvv-vulture
Handwrite: Down a wing, up a wing

Bounce: w-w-w-worm
Handwrite: Down, up, down, up

Bounce: x-x-x-exercise
Handwrite: Down the arm and leg and repeat the other side

Bounce: y-y-y-yak
Handwrite: Down a horn up a horn and under his head

Stretch: zzz-zipper
Handwrite: Zig-zag-zig



- More curriculum information, including home learning support, will be discussed at our Literacy and Maths evenings in Term 1.



Home/School Learning

- We look to maintain a shared responsibility for your child's development.
- We encourage children to be confident learners. This stems from a secure parent/teacher base.
- We are all part of a new and exciting learning community.
- Parents are integral to what we do.
- We want to build up curious and resilient young learners.
- We aim high.
- Tapestry





Tapestry



What is Tapestry?

- Tapestry is an online learning journal system
- There is an app and browser version available
- We can use it to record children's learning and development using tablet devices and PCs
- We will set you up as parents with your own secure logins so you can view, comment on and add your own observations to their child's journal
- When your child leaves Reception, we can export a PDF copy of your child's journal and a ZIP file including photos and videos for you
- If they move to another setting also using Tapestry, their journal can be transferred across as well as your account

Why are we using Tapestry?

- It creates a two way communication between us (the staff), and you (the parents/guardians/carers)
- We can upload media, meaning you can see pictures and videos of what your child is doing in school
- There are greater opportunities to extend your child's learning at home – you can add your own observations and communicate with us.
- Unlike a physical, hard copy book, it's easy to share with groups of relatives, such as extended families, separated parents and relatives living overseas

You have been sent a link to the Tapestry Consent form. Please fill this in as soon as possible. Tapestry accounts will go live in September.



Chatterbags

- Each child will be given a canvas bag on their first day at school.
- Everyone will be asked to decorate their bags and fill them with up to 5 items that they would like to share with the rest of the class – **for example: their favourite toy, a picture from a holiday they enjoyed, pictures of their family, something related to a hobby they have, pictures of pets.**
- We have found this a really valuable way for children to start communicating with the other children and adults in the class and it is a wonderful way for us to get to know one another.





Essential Information

- **Absences – It is essential to phone school before 8.45am and leave a message. The School has an answer phone service.**
- **We must have emergency contact numbers that are kept up to date.**

Communication

- **Text messages – please ensure we have your correct mobile number**
- **Email – Letters and Newsletters. Please ensure we have the correct address and check junk folders initially**
- **My Child At School (MCAS)**
- **Memos on Tapestry**
- **Holidays – We are unable to authorise holidays during term time. If you choose to do so, please arrange an appointment with Mrs Sage to discuss this.**



The First Few Weeks

- Please complete the Tapestry consent form before Tuesday 11th July
- Children bring their Family photo on the first session in school. Thursday 7th/Friday 8th September.
- Chatterbags – On the first session we will provide your child with their own Chatterbag. When it is ready, return it to school to share with the class.
- Split sessions- you will have received this information with your child's class placement letter.
- Afternoon sessions always start at 1.00pm. Please access school from Claverton Road.

Before and After School Care



Information about this service is on the website.



School Events

- All school events are on our live calendar- you can access this through The Office section of the website.
- Consultation Evenings happen twice a year. The appointment process will be explained in an email nearer the time
- Access Afternoons provide an opportunity for your child to share their work with you
- Harvest Festival in October
- Christmas Nativity– Tickets will be required.
- School Photographer – Individual in the Autumn, class in the Summer
- Many PTA events – More information on the school website and the PTA Facebook page.
- Trips and visits- Farm, Matthew, Forest School

ALL OF THESE EVENTS ARE REGULARLY ADVERTISED IN THE NEWSLETTER (Thursday) AND ON THE WEBSITE- PLEASE MAKE THIS YOUR FIRST PORT OF CALL FOR INFORMATION.